

# ThermoPEX<sup>®</sup>

Flexible insulated pipe

for outdoor wood furnace installations.



# ThermoPEX®

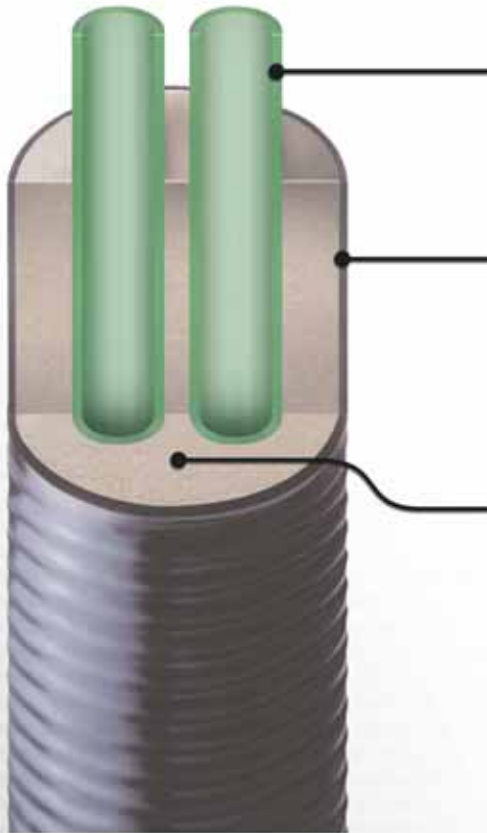
*"Saves time and costs associated with materials, excavation, installation, assembly and heat loss."*

ThermoPEX is flexible pre-insulated piping that is ideal for use with outdoor wood furnaces. ThermoPEX consists of two 1-inch\* oxygen barrier Central PEX® lines or two 1-1/4 inch\*\* oxygen barrier PEX lines (supply and return) that are insulated with high-density urethane insulation and a thick, durable, waterproof, polyethylene outer jacket.

Thermal expansion is absorbed within the system because the Central PEX, urethane insulation and the durable outer jacket are cast together. The corrugated design allows flexing for easier installation. ThermoPEX is a proven product and maintenance-free.

\*CTS ASTM 1" supply and return.

\*\*CTS ASTM 1-1/4" supply and return.



## Pipe

Oxygen barrier Central PEX is a high-density, cross-link pipe, rated for 180 degrees F at 100 psi. It is compatible with standard PEX insert fittings which cost much less than competitors' compression fittings. PEX lines are marked to easily identify supply and return lines.

## Outer Jacket

The ThermoPEX high-density polyethylene outer jacket is thick, durable and seamless. It provides the necessary protection and is waterproof. It is corrugated for flexibility and can be easily routed around obstacles. It is also UV protected and can be installed above ground. It eliminates concerns with ground moisture or water affecting insulating properties of the urethane insulation.

## Insulation

The high-density urethane insulation provides the ultimate control against heat loss. The high thermal efficiency of the urethane allows for a smaller overall size than some competitors, and provides lower heat losses per foot.

## It Pays to Install ThermoPEX

ThermoPEX saves energy and maximizes efficiency. Heat loss is virtually unmeasurable, less than 1 degree F over 100 feet. Greater system efficiency maximizes the delivery of heat from each pound of wood. That means you will burn less wood compared to a system using inferior insulated piping.

### Additional Features and Benefits

- Disruption of landscape is minimal due to the small jacket diameter containing both supply and return lines.
- 100' and 800' coil lengths with 1" PEX lines.
- 300' coil length with 1-1/4" PEX.
- UV protected.
- May be installed above ground.
- Marked at 5 foot intervals for easy measuring.



**ThermoPEX Termination Cap,  
for 1" PEX lines, p/n 2443  
for 1-1/4" PEX lines, p/n 2494**

Rubber end caps provide a water tight seal and protect the insulation from exposure at the end of the pipe. The end caps can simply be slipped over the end of the pipe and secured with provided clamp.



**ThermoPEX Coupling Kit,  
for 1" PEX lines, p/n 2447  
for 1-1/4" PEX lines, p/n 2495**



A coupling kit is available for securely joining two sections of ThermoPEX, if needed.

# Don't settle for an inferior insulated pipe system for your outdoor wood furnace.

**You get what you pay for...inferior pipe results in higher wood consumption.**

For the best performance from your outdoor wood furnace, insist on ThermoPEX®. ThermoPEX is manufactured to the highest standards to deliver more heat to your home. That means you'll spend less time cutting wood and filling your furnace.



	Design & Manufacturing	Materials	Comparison
<b>ThermoPEX</b>	The PEX water lines are centered in the insulation to maximize the amount of insulation surrounding them.	The manufacturing process ensures an airtight, waterproof urethane insulation enclosed in a thick, durable, waterproof, flexible protective jacket.	—
<b>Brand X</b> 	The water lines are NOT centered in the insulation, reducing the insulating properties. There is approximately 14% less insulation outside the water lines.	The claimed foil film (which is actually plastic film) between the insulation and shell absorbs, rather than reflects heat. Without air space, the film does not increase insulating value.	<b>30% More Heat Loss*</b>
<b>Brand Y</b> 	The majority of this pipe is a cavity that can fill with water, allowing water damage to the basement and extreme heat loss.	The water lines are loosely wrapped in 3/8" thick bubble wrap and have little protection from heat loss. Bubble wrap has an R-value of less than 1.5**	<b>125% More Heat Loss*</b>

\*Tests performed in a controlled environment with an ambient air temperature of 32°F.

\*\*According to an Insulation Manufacturer Association.

## Two pipes in one for outdoor wood furnace installation

ThermoPEX, made with flexible Central PEX, comes pre-assembled and ready-to-install. No special tools or equipment are required. No drainage tile or gravel backfill is required. With an outside diameter of 4-3/8" for the 1" Central PEX lines or 5" for the 1-1/4" PEX

lines, ThermoPEX only needs a narrow trench for installation.

ThermoPEX is affordable and will reduce installation time, therefore saving you 25 to 40% on your installation costs.



**1** Cut the three outermost fixing bands.



**2** Decoil to the next fixing band. Continue this procedure until decoiled.



**3** Place ThermoPEX into trench.

# ThermoPEX®

## Applications

- Homes
- Greenhouses
- Garages
- Workshops
- Swimming Pools
- Snow and Ice Melting Systems



### Outdoor Wood Furnace

ThermoPEX can be routed around on-site obstacles.



### ThermoPEX is Contractor Friendly

ThermoPEX can be transported conveniently to and around the job site. Far easier to install than rigid pipe, it can be routed around on-site obstacles. Additionally, the fittings are simple-to-use ASTM standard size PEX crimp fittings, making connections easy and secure.



Trench should be approximately 12 inches deep.



[centralboiler.com](http://centralboiler.com)

20502 160th Street

Greenbush, MN 56726

(800) 248-4681 or (218) 782-2575

Product specifications and appearance subject to change without notice.

PEX Size	Coil Length	Part Number
1"	100'	2441
1"	800'	2491
1-1/4"	300'	2492

**Your Authorized Central Boiler Dealer**